

STARDROP / DARKWAY

SURFACE MOUNTED

The stardrop is quite adaptable to well integrate into the space ratio and requirements. The stardrop device can be either ceiling mounted or pendant. The number of spots can be modified in every unit. This product offers high visual comfort, ideal for residential and commercial spaces.

- Clean square light distribution from 25mm round aperture reflectors. The optimal beam angle over field angle ratio offers a highly-uniform horizontal surface
- Flexibility of mounting height with 3 beam angles
- Homogeneous color mixing within one reflector



Luminaire

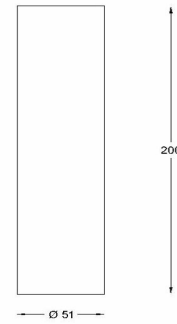
Application: Ambient
Body Material: Extruded aluminium

Optics

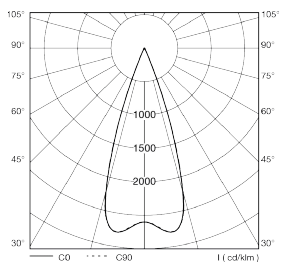
Optic Type: Special reflector of complex microfaceted surface
Glare Control Device: Cinco Cell Baffles
Surface Diffuser: No Diffuser

Electrical equipment

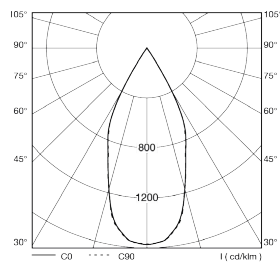
Mains Voltage: 220-240 VAC 50/60 Hz
Control Gear Efficacy: > 85%



Polar Curve



Narrow Beam, 36° /
LOR: 70.3%

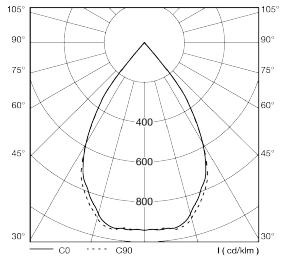


Medium Beam, 50° /
LOR: 90.4%

We reserve the right to make technical changes without prior notice

STARDROP / DARKWAY

SURFACE MOUNTED



Wide Beam, 60° /
LOR: 88.5%

We reserve the right to make technical changes without prior notice

