

# ZINC UNO / WASHER SPIKE MOUNTED

Zinc is designed to contrast with the existing blocky floodlights and spotlights. The Uno showcases a compact high-performance tool that can host a multitude of optics which allows this product to be used in all kinds of Architectural and urban applications.

Zinc line leaves minimal physical impact while blending smoothly within its environment. In spite the compact design Zinc luminaires can host different optics to serve different lighting situations.

This product can be mounted vertically or horizontally and has a tilt adjustment up to 90°, allowing designers to illuminate horizontal, sloped, and vertical surfaces alike.

## Product Features:

- Homogeneous color mixing within one reflector
- IP 65
- Different optics serving different lighting application:
  - o Wall washer
  - o Wall grazer
  - o Flood light



## Luminaire

Application:	Washer
Body Material:	Extruded aluminium
Glass Cover:	Black Serigraphy

## Installation

Ambient Temperature: -10 to 50°C

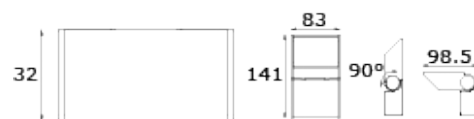
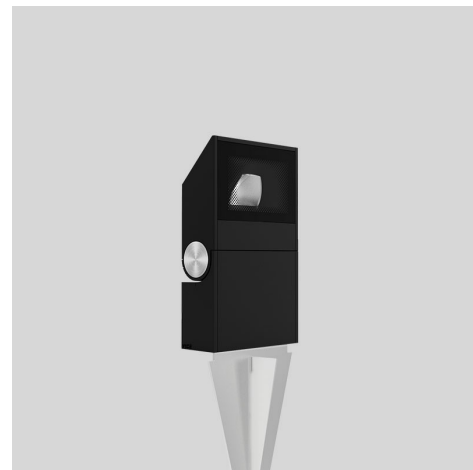
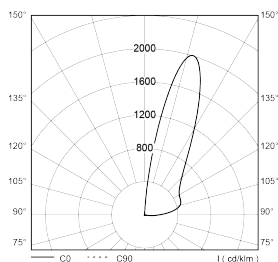
## Optics

Optic Type: Metallized Faceted Reflectors

## Electrical equipment

Mains Voltage: 220-240 VAC 50/60 Hz  
Control Gear Efficacy: > 85%


## Polar Curve



We reserve the right to make technical changes without prior notice

# ZINC / WASHER SPIKE MOUNTED

## Mounting Ratio



Height/6 to Height/5

Setback from the wall is defined by wall texture and height. Consult factory for optimal setback according to your project conditions.

# ZINC / WASHER SPIKE MOUNTED

## Code Index:

<u>Z 3</u>	<u>U</u>	<u>O S P</u>	<u>W O</u>	<u>X X</u>	---	---	<u>6 5</u>	---	<u>0 8</u>	---
Family	Product	Mounting	Optic	Beam Angle	CRI/CCT & Power	Control	IP	Body Finish	Length	Wiring
					927M1	C		BS		BI
					927M2	K		WS		HI
					930M1	L		GS		
					930M2					
					940M1					
					940M2					

Family	Product	Mounting	Optic	Beam Angle
Z3 Zinc	U Uno	OSP Spike Mounted	WO Cut-off Washer	XX N/A

CRI/CCT & Power	Control	IP	Body Finish	Length
<p>LED Load initial Lumen</p> <p>2700°K <b>927M1:</b> 4.2 W 350 lm <b>927M2:</b> 6 W 460 lm</p> <p>3000°K <b>930M1:</b> 4.2 W 370 lm <b>930M2:</b> 6 W 500 lm</p> <p>4000°K <b>940M1:</b> 4.2 W 400 lm <b>940M2:</b> 6 W 530 lm</p>	<p><b>C</b> Built-in driver, non-dimmable</p> <p><b>K</b> Remote driver, DALI</p> <p><b>L</b> Remote driver, 1-10V</p>	<b>65</b> IP65	<p><b>BS</b> Black Smooth</p> <p><b>WS</b> White Smooth</p> <p><b>GS</b> Gray Smooth</p>	<b>08</b> 8 cm
<p><b>Wiring</b></p> <p><b>BI</b> Back feeding</p> <p><b>HI</b> Hidden feeding</p>				

We reserve the right to make technical changes without prior notice