

ZINC BOLLARD / WASHER

SURFACE MOUNTED BRACKET

The bollard marks a breakthrough in horizontal illumination, as it offers a flawless, uniform distribution for all ground surfaces. It is suitable for illuminating defined areas and wide pathways.

This product can be mounted vertically or horizontally and has a tilt adjustment up to 90°, allowing designers to illuminate horizontal, sloped, and vertical surfaces alike.

Product Features:

- Homogeneous color mixing within one reflector
- IP 65
- True wall wash distribution. Vertical light uniformity (1:4)



Luminaire

Application:	Washer
Body Material:	Extruded aluminium
Glass Cover:	Black Serigraphy

Installation

Operating Temperature: -10 to 50°C

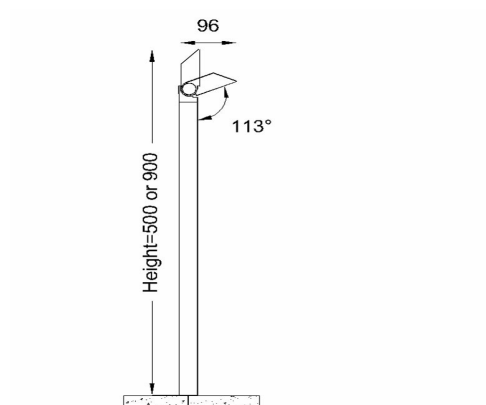
Optics

Optic Type: Metallized Faceted Reflectors

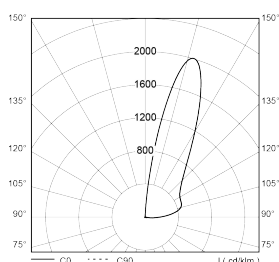
Electrical equipment

Mains Voltage: 220–240 VAC 50/60 Hz

Control Gear Efficacy: > 85%



Polar Curve




LOR: 73%

Mounting Ratio

ZINC / WASHER

SURFACE MOUNTED BRACKET



Setback from the wall is defined by wall texture and height. Consult our sales representative for optimal setback according to your project conditions.

We reserve the right to make technical changes without prior notice

ZINC / WASHER

SURFACE MOUNTED BRACKET

Code Index:

<u>Z 3</u>	<u>B</u>	<u>O S M</u>	<u>W O</u>	<u>X X</u>	<u>-----</u>	<u>-</u>	<u>6 5</u>	<u>--</u>	<u>--</u>
Family	Product	Mounting	Optic	Beam Angle	CRI/CCT & Power	Control	IP	Body Finish	Height
					927M1	C		BS	50
					927M2	D		WS	90
					930M1	E		GS	
					930M2				
					940M1				
					940M2				

Family Z3 Zinc	Product B Bollard	Mounting OSM Surface Mounted Bracket	Optic WO Cut-off Washer	Beam Angle XX N/A
------------------------------------	------------------------------------	---	--	------------------------------------

CRI/CCT & Power

		LED Load	initial Lumen
2700°K	927M1:	4.2 W/m	350 lm
	927M2:	6 W/m	460 lm
3000°K	930M1:	4.2 W/m	370 lm
	930M2:	6 W/m	500 lm
4000°K	940M1:	4.2 W/m	400 lm
	940M2:	6 W/m	530 lm

Control

C Non-dimmable
D DALI Dimmable
E 1-10V Dimmable

IP

65 IP65

Body Finish

BS	Black Smooth
WS	White Smooth
GS	Gray Smooth

Height

50	50 cm
90	90 cm

We reserve the right to make technical changes without prior notice

