

ZINC UNO / GRAZER

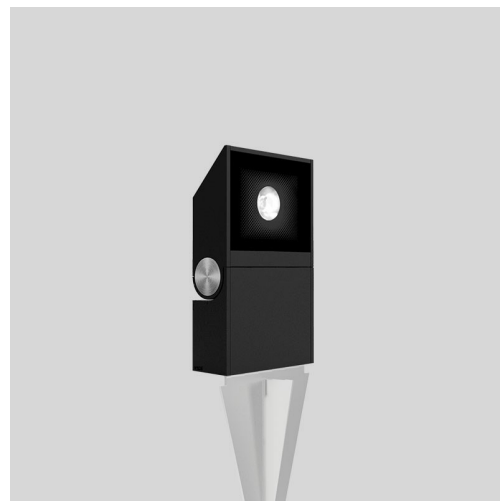
SPIKE MOUNTED

Zinc is designed to contrast with the existing blocky floodlights and spotlights. The Uno showcases a compact high-performance tool that can host a multitude of optics which allows this product to be used in all kinds of Architectural and urban applications.

Zinc line leaves minimal physical impact while blending smoothly within its environment. In spite the compact design Zinc luminaires can host different optics to serve different lighting situations.

This product can be mounted vertically or horizontally and has a tilt adjustment up to 90°, allowing designers to illuminate horizontal, sloped, and vertical surfaces alike.

This system is available with fine mesh shield that secure glare control and conductive visual comfort.



Product Features:

- Homogeneous color mixing within one reflector
- IP 65
- Different optics serving different lighting application:
 - Wall washer
 - Wall grazer
 - Flood light

IP65

Ik06



Luminaire

Application: Grazer
Body Material: Extruded aluminium

Installation

Operating Temperature: -10 to 50°C

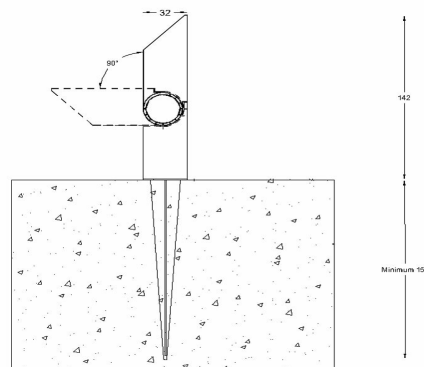
Optics

Optic Type: UV stabilized TIR Lens
Surface Diffuser: No Diffuser

Electrical equipment


Mains Voltage: 220-240 VAC 50/60 Hz
Control Gear Efficacy: > 85%

Mounting Ratio



We reserve the right to make technical changes without prior notice

ZINC / GRAZER SPIKE MOUNTED



Setback from the wall is defined by wall texture and height. Consult our sales representative for optimal setback according to your project conditions.

We reserve the right to make technical changes without prior notice

ZINC / GRAZER

SPIKE MOUNTED

Code Index:

<u>Z 3</u>	<u>U</u>	<u>O S P</u>	<u>—</u>	<u>G T</u>	<u>1 3</u>	<u>— — — — —</u>	<u>—</u>	<u>6 5</u>	<u>— —</u>	<u>0 8</u>	<u>— —</u>
Family	Product	Mounting	Glare Control Accessory	Optic	Beam Angle	CRI/CCT & Power	Control	IP	Body Finish	Length	Wiring
			X L			927C1 927C2 930C1 930C2 940C1 940C2	C K L		BS WS GS		BI HI

Family Z3 Zinc	Product U Uno	Mounting OSP Spike Mounted	Glare Control Accessory X Without Anti-Glare Louvre L With Anti-Glare Louvre	Optic GT Beam
------------------------------------	--------------------------------	---	---	--------------------------------

Beam Angle 13 Narrow Beam, 13°	CRI/CCT & Power <div>LED Load initial Lumen</div> <div>2700°K 927C1: 4.2 W/m 330 lm 927C2: 6 W/m 430 lm</div> <div>3000°K 930C1: 4.2 W/m 350 lm 930C2: 6 W/m 460 lm</div> <div>4000°K 940C1: 4.2 W/m 380 lm 940C2: 6 W/m 490 lm</div>	Control C Non-dimmable K Remote driver, DALI L Remote driver, 1-10V	IP 65 IP65
---	--	--	-----------------------------

Body Finish BS Black Smooth WS White Smooth GS Gray Smooth	Length 08 8 cm	Wiring BI Back feeding HI Hidden feeding
---	---------------------------------	---

We reserve the right to make technical changes without prior notice